

"SNOWFLAKE" HOLIDAY BABY SHOWER PRINTABLES

Before you get started, make sure you have everything you need for long-lasting, high-quality crafts and printables. Having the right supplies can make all the difference!

designed by:



www.paperlicious.com

brought to you by:



www.catchmyparty.com

sponsored by:



www.hp.com/go/everydayprinting

PRINTABLES GUIDE

CHOOSE THE RIGHT PAPER

For print projects and crafts, use a heavier-weight paper, such as [HP Brochure and Flyer Paper](#), for added durability. (Not to mention an easier time scoring, cutting, and folding!)

HAVE ENOUGH INK ON HAND

Don't let your creative streak be interrupted by an ink shortage. Make sure you have plenty of cartridges on hand before you get started.

To save money, consider [HP high-capacity \(XL\) ink cartridges](#), which allow you to print up to three times more pages versus standard size HP cartridges.¹

LOOKING FOR A NEW PRINTER?

With easy photo printing and the ability to print in sizes from 3" x 5" up to 13" x 19", the [HP Officejet 7500A Wide Format e-All-in-One](#) is an ideal choice for anyone requiring both creativity and versatility in their printer.

Explore the entire lineup of [HP Photosmart printers](#) and find the one that best fits your crafting and printing needs.

SCISSORS

for cutting out printables

LOLLIPOP STICKS

for making easy cupcake toppers

A HOLE PUNCH

for making holes in banners or tags

STRONG TAPE

(single or double-sided) for adhering cupcake toppers, tags, and labels

3" CIRCLE OR SCALLOPED PUNCH

for punching out party circles (or scissors will work fine)

GLUE DOTS OR THUMB TACKS

for hanging banners and signs

RIBBON OR STRING

for stringing banners, party circles, and tags

Thanks to our friends at HP for helping us put this guide together. To learn more about HP products, please visit the [HP Home & Home Office online store](#).


¹Compared with the standard, single HP ink cartridges. See: www.hp.com/go/learnaboutsplies.

PAPER



Order [HP Brochure and Flyer Paper](#) online and get free shipping!

INK



Visit hp.com/go/inkandtoner to see the entire selection of Original HP Inks.

PRINTER



The [HP Officejet 7500A Wide Format e-All-in-One](#) is a crafter's dream!

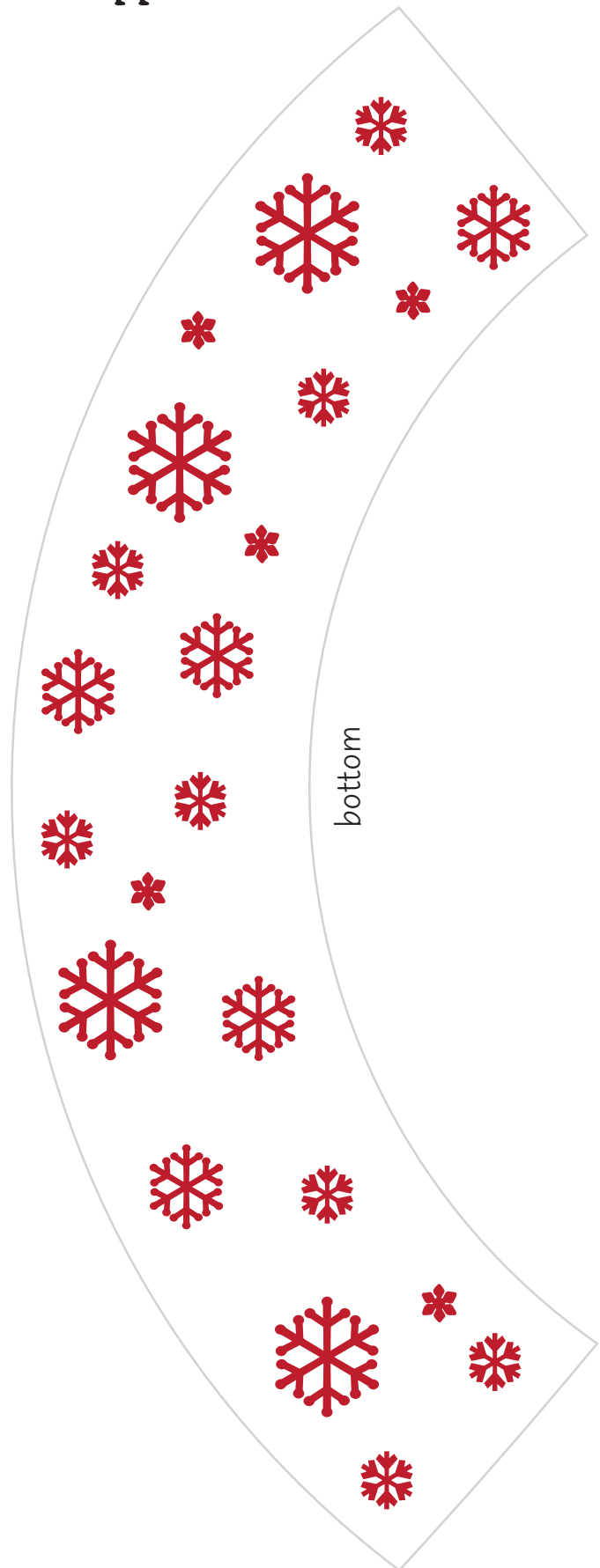
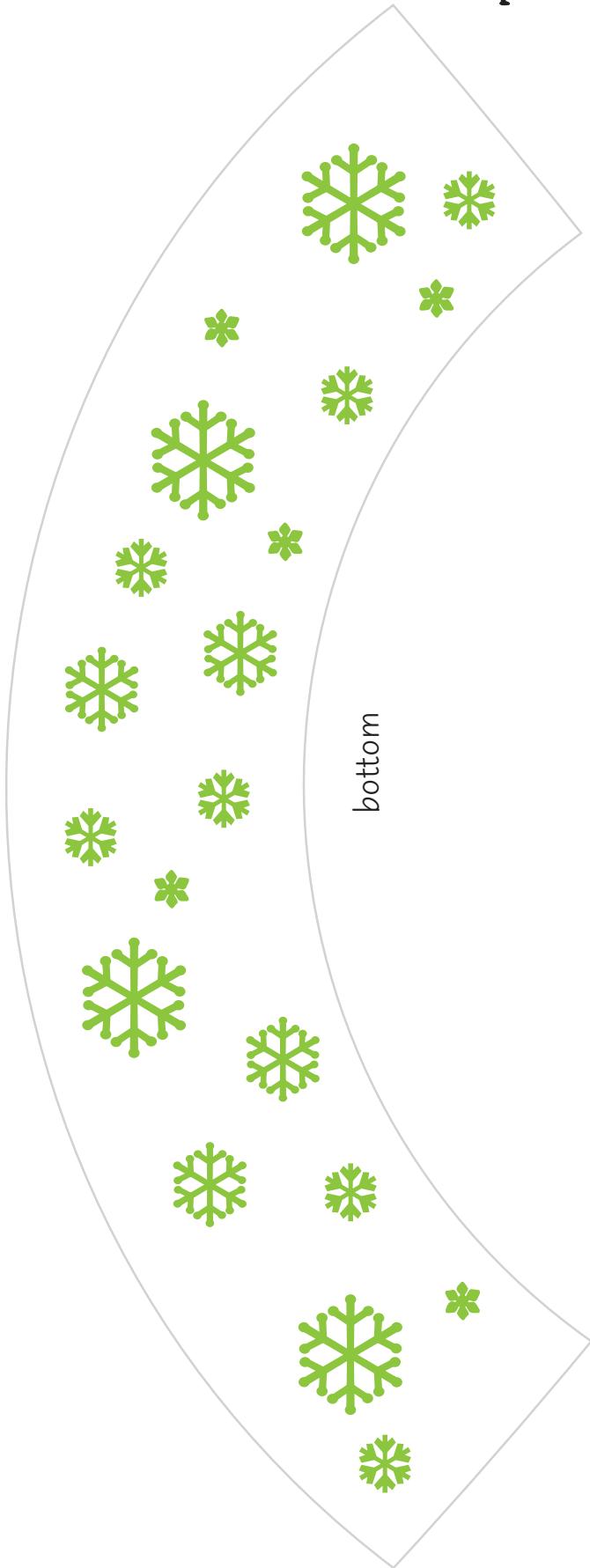
FREE SHIPPING ON INK & PAPER

Get free shipping, delivered next business day with no minimum when you order from the [HP Home & Home Office online store](#).



Get more free printables at www.catchmyparty.com

Cupcake Wrappers



© 2011 Paperlicious LLC • Paperlicious.com • All rights reserved • For personal use only • May not be redistributed, shared, or sold. For best results, laser print on bright white smooth card stock. Final colors depend on printer capabilities. Cut around inside of grey lines with scissors. Use pattern scissors at top for added effect. Apply to outside of unfrosted baked cupcake wrapper, secure at back with clear tape. cut to size if needed. Apply frosting and topper last.

