




Banners - Napkin Rings

NecessiTees

www.necessitees.com
www.necessitees.etsy.com
info@necessitees.com



Print on card stock or other appropriate paper. Cut along edges.
For banners, punch a small hole in top corners and string with ribbon - or - simply tape corners together.
For napkin rings, place around rolled napkin and tape along back seam of ring.