

GRADUATION 2012

Make sure you have everything you need for long-lasting, high-quality results!

designed by:



www.sarahhopedesigns.com

brought to you by:



www.catchmyparty.com

sponsored by:



www.hp.com/go/everydayprinting

SUPPLIES CHECKLIST



PAPER



HP Brochure and Flyer Paper

For more durable print projects, try heavier-weight paper.



INK



HP XL ink cartridges

Save money with HP XL ink cartridges, which print up to three times more pages.¹



PRINTER



HP Officejet 7500A Wide Format e-All-in-One

An ideal choice for anyone requiring both creativity and versatility in their printer.

See all HP Photosmart printers.

¹Compared with the standard, single HP ink cartridges.
See: www.hp.com/go/learnaboutsupplies.



SCISSORS

for cutting out printables



A HOLE PUNCH

for making holes in banners or tags



3" CIRCLE OR SCALLOPED PUNCH

for punching out party circles (scissors will also work fine)



RIBBON OR STRING

for stringing banners, party circles, and tags



LOLLIPOP STICKS

for making easy cupcake toppers



STRONG TAPE

(single or double-sided) for adhering cupcake toppers, tags, and labels



GLUE DOTS OR THUMB TACKS

for hanging banners and signs

Party Tip:

Personalize your thank-you cards—find [free card templates](#) and tips for [customizing and printing!](#)

FREE SHIPPING ON INK & PAPER

Get free shipping, delivered next business day with no minimum when you order from the [HP Home & Home Office](#) online store.



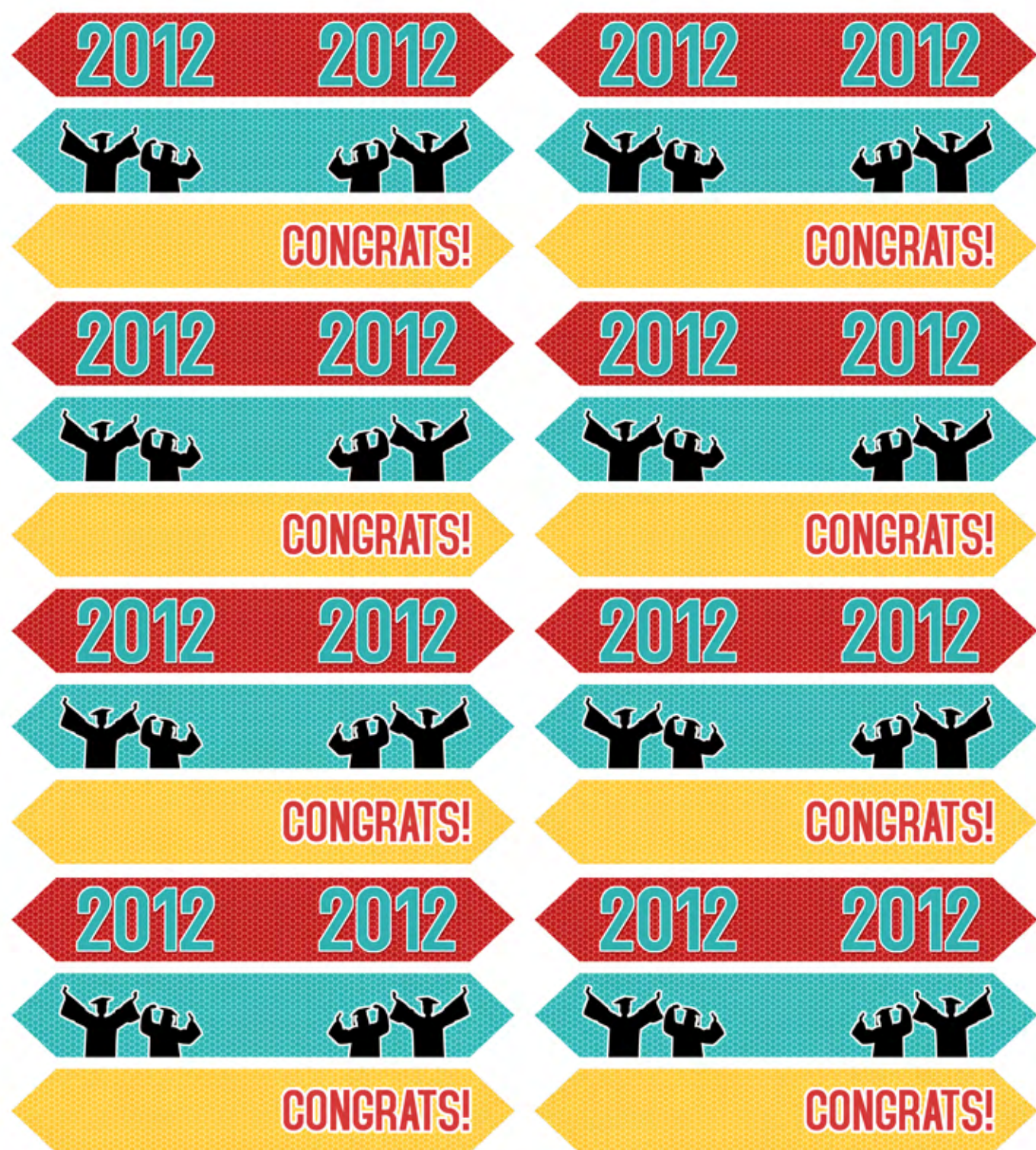
Get more free printables at www.catchmyparty.com




















CONGRATULATIONS!
CLASS OF 2012