




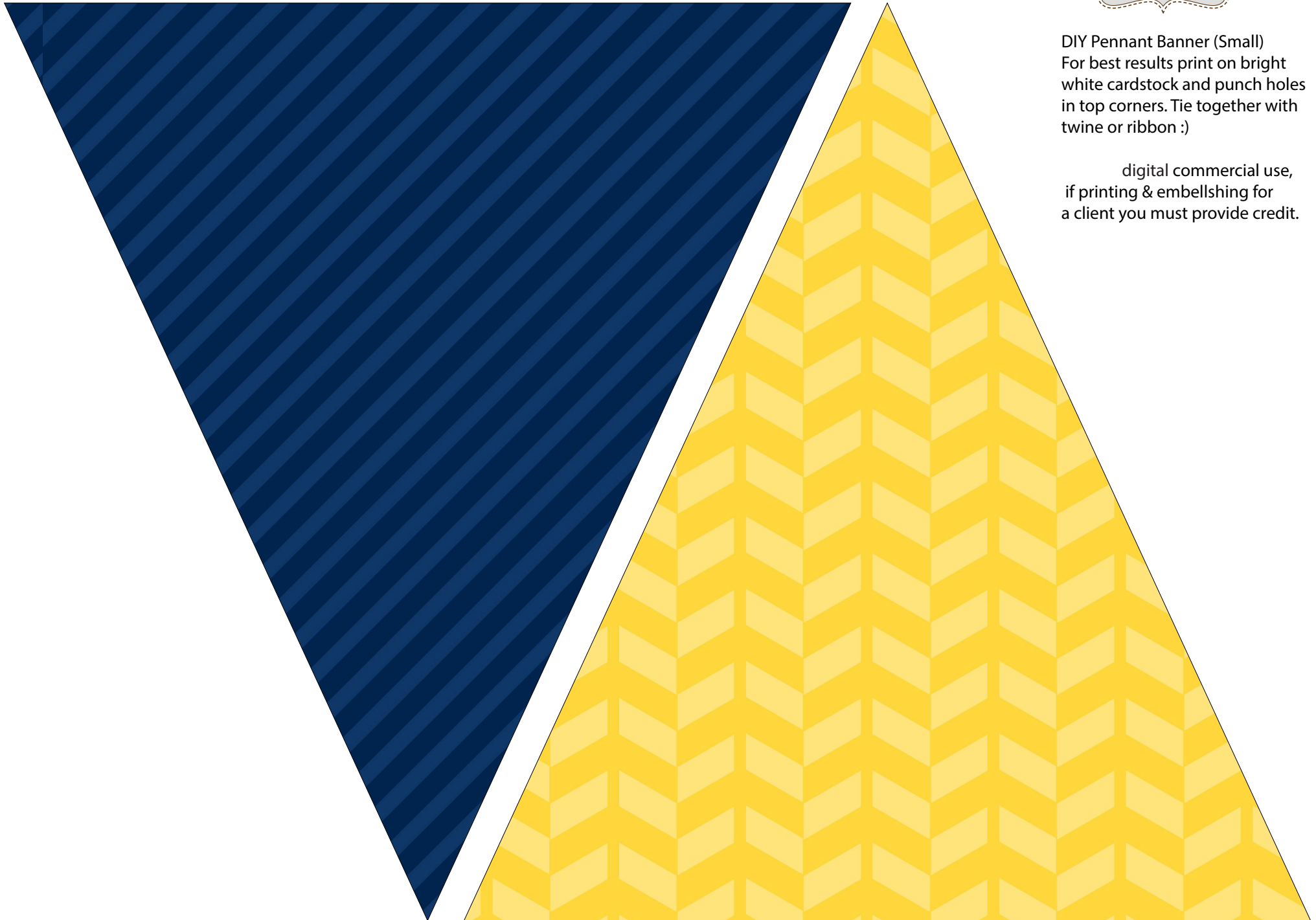
DIY Pennant Banner (Small)  
For best results print on bright  
white cardstock and punch holes  
in top corners. Tie together with  
twine or ribbon :)  
Not for share  
NOT for digital commercial use,  
if printing & embellishing for  
a client you must provide credit.






DIY Pennant Banner (Small)  
For best results print on bright  
white cardstock and punch holes  
in top corners. Tie together with  
twine or ribbon :)

digital commercial use,  
if printing & embellishing for  
a client you must provide credit.





DIY Pennant Banner (Small)  
For best results print on bright  
white cardstock and punch holes  
in top corners. Tie together with  
twine or ribbon :)  
Not for share  
NOT for digital commercial use,  
if printing & embellishing for





DIY Sign  
For best results print on bright white cardstock cut out and have fun!  
Not for share, NOT for digital commercial use, if printing & embellishing for a client you must provide credit.

# CONGRATULATIONS!




# CLASS OF 2013



# DIY Party Circles

For best results print on bright white cardstock, cut out squares and use a 2" circle or scallop punch  
Use for cupcake toppers, favor tags, napkin rings, invitations and more!

Not for share, NOT for digital commercial use, if printing & embellishing for a client you must provide credit..





# DIY Bottle Wrappers

For best results print on bright white cardstock use glue or double sided tape to seal around bottle.

Not for share, NOT for digital commercial use, if printing & embellishing for a client you must provide credit.







# DIY Candy Wraps

For best results print on bright white cardstock and wrap around 1.55oz hershey bars

Not for share NOT for digital commercial use, if printing & embellishing for a client you must provide credit.





DIY 3/4 inch Hershey Kiss Circles  
For best results print on bright white cardstock and punch out with a 3/4 inch circle punch, stick to bottom of Hershey Kiss  
Not for share, NOT for digital commercial use, if printing & embellishing for a client you must provide credit.






DIY Mini Candy Wraps  
 For best results print on bright white cardstock and wrap around mini hersheys  
 Not for share  
 NOT for digital commercial use,  
 if printing & embellishing for a client you must provide credit.




# DIY Cupcake Wraps

For best results print on bright white cardstock, use glue or double sided tape to adhear edges

Not for share, NOT for digital commercial use, if printing & embellishing for a client you must provide credit.








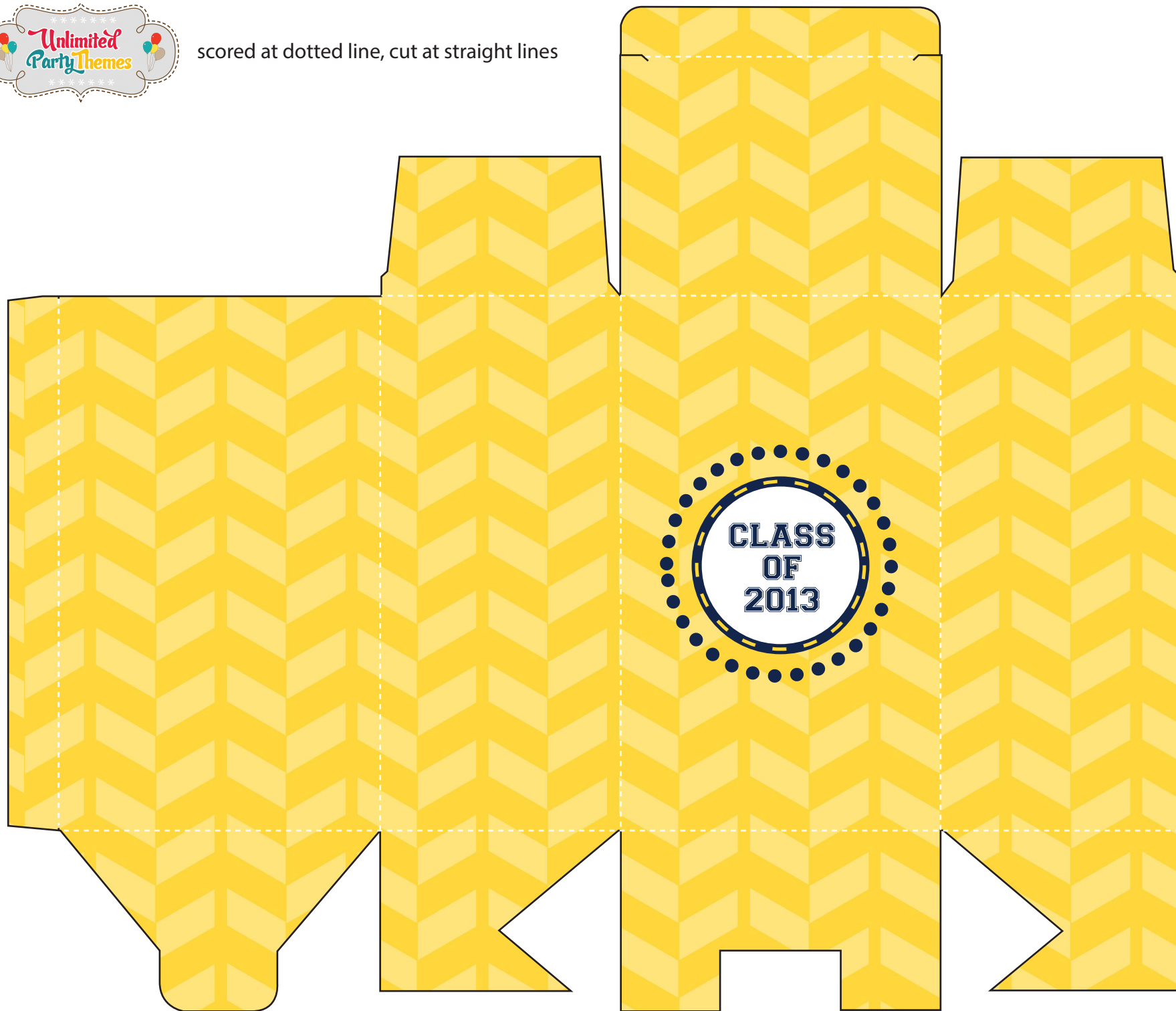


scored at dotted line, cut at straight lines





scored at dotted line, cut at straight lines





# DIY Food Labels

For best results print on bright white cardstock cut out and have fun!

Not for share, NOT for digital commercial use, if printing & embellishing for a client you must provide credit.



