





Mini Candy Bar Wrappers. Use for wrapping mini candy bars. **Instructions:** Print at home or your local printer (use regular paper or matte photo paper for best results), cut and enjoy!
 Copyright: Seshalyn Parties www.seshalynspartyideas.com Files may be used for personal use only, commercial use prohibited.

3 Inch Party Circles. Use for cupcake toppers or party circles. **Instructions:** Print at home or your local printer (use cardstock paper or matte photo paper for best results), cut and enjoy!
Copyright: Seshalyn Parties www.seshalynspartyideas.com Files may be used for personal use only, commercial use prohibited.



5 Inch Party Circles. Use for decorations and party circles **Instructions:** Print at home or your local printer (use cardstock paper or matte photo paper for best results), cut and enjoy!
Copyright: Seshalyn Parties www.seshalynspartyideas.com Files may be used for personal use only, commercial use prohibited.



8 Inch Party Circle. Use for decorations and party circles
matte photo paper for best results), cut and enjoy!
Copyright: Seshalyn Parties www.seshalynspartyideas.com

Instructions: Print at home or your local printer (use cardstock paper or

Files may be used for personal use only, commercial use prohibited.







Candy Bar Wrapper. Use for wrapping candy bars. **Instructions:** Print at home or your local printer (use regular paper or matte photo paper for best results), cut and enjoy!
Copyright: Seshalyn Parties www.seshalynspartyideas.com Files may be used for personal use only, commercial use prohibited.



Favor Tags. Use for tags on your favors, treats
And more!



Print at home or your local printer (use cardstock
paper or matte photo paper for best results),
cut and enjoy!

Copyright: Seshalyn Parties
www.seshalynspartyideas.com

Files may be used for personal use only,
commercial use prohibited.



Label Tent Cards. Use to label your food, drinks and treats. Print at home or your local printer (use cardstock paper or matte photo paper for best results), cut and enjoy!
Copyright: Seshalyn Parties www.seshalynspartyideas.com Files may be used for personal use only, commercial use prohibited.



Instructions: Assemble the cutest party Banner for your party! Print at home or your local printer (use cardstock paper for best results). Cut along line and cut out. Punch two holes in each corner of flag Insert your favorite ribbon or curling ribbon through each of the holes. You can use tape or hot glue to reinforce the ribbon. Hang and Enjoy!

Copyright: Seshalyn Parties www.seshalynspartyideas.com Like us on facebook: www.facebook.com/SeshalynsPartyIdeas


Files may be used for personal use only,commercial use prohibited.



Instructions: Assemble the cutest party Banner for your party! Print at home or your local printer (use cardstock paper for best results). Cut along line and cut out. Punch two holes in each corner of flag Insert your favorite ribbon or curling ribbon through each of the holes. You can use tape or hot glue to reinforce the ribbon. Hang and Enjoy!

Copyright: Seshalyn Parties www.seshalynspartyideas.com Like us on facebook: www.facebook.com/SeshalynsPartyIdeas

Files may be used for personal use only,commercial use prohibited.




Instructions: Assemble the cutest party Banner for your party! Print at home or your local printer (use cardstock paper for best results). Cut along line and cut out. Punch two holes in each corner of flag Insert your favorite ribbon or curling ribbon through each of the holes. You can use tape or hot glue to reinforce the ribbon. Hang and Enjoy!

Copyright: Seshalyn Parties www.seshalynspartyideas.com Like us on facebook: www.facebook.com/SeshalynsPartyIdeas

Files may be used for personal use only,commercial use prohibited.







Treat Bag Toppers: Create your own treat bags and attach our Halloween treat bag topper to add the finishing touch! Print at home or your local printer (use cardstock paper for best results). Cut along line and cut out. Enjoy! Copyright: Seshalyn Parties www.seshalynspartyideas.com Like us on facebook: www.facebook.com/SeshalynsPartyIdeas Files may be used for personal use only,commercial use prohibited.



Mini Popcorn Treat Box Print at home or your local printer (use cardstock paper for best results). Cut along line and cut out. Enjoy! Copyright: Seshalyn Parties
www.seshalynpartyideas.com Like us on facebook: www.facebook.com/SeshalynsPartyIdeas Files may be used for personal use only,commercial use prohibited.







Blank Treat Labels Print at home or your local printer (use cardstock paper for best results). Cut along line and cut out. Enjoy! Copyright: Seshalyn Parties
www.seshalynspartyideas.com Like us on facebook: www.facebook.com/SeshalynsPartyIdeas Files may be used for personal use only,commercial use prohibited.

Mini Bunting Banner Print at home or your local printer (use cardstock or matte photo paper for best results). Cut along line and cut out. Enjoy! Copyright: Seshalyn Parties
www.seshalynpartyideas.com Like us on facebook: www.facebook.com/SeshalynsPartyIdeas Files may be used for personal use only,commercial use prohibited.



HAPPY
HALLOWEEN



WELCOME



Straw Flags: Print at home or your local printer (use cardstock or matte photo paper for best results). Cut along line and cut out. Enjoy! Copyright: Seshalyn Parties
www.seshalynspartyideas.com Like us on facebook: www.facebook.com/SeshalynsPartyIdeas Files may be used for personal use only,commercial use prohibited.

