

Giving Thanks Printables

nickwilljack

MATERIALS:

- Adobe Reader, a free download from adobe.com. Mac users: make sure you're not using 'Preview' as it will not display the embedded fonts correctly. Open Adobe Reader and then open the file from there.
- printer
- white 8 ½ x 11" paper or cardstock
- inkjet label sheets if you want to make stickers (3M Full Sheet Labels from Office Depot)
- scissors
- 2" or 3" circle punch or a circle cutter- recommended but not required

IDEAS:

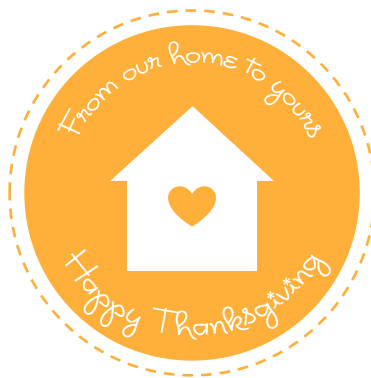
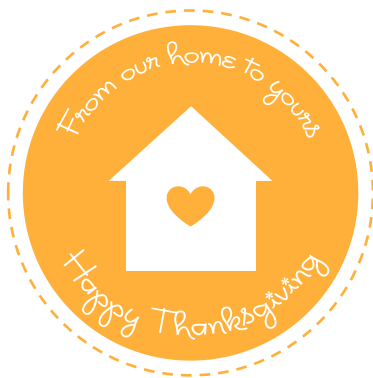
- use the printable round gift tags on the top of mason jar lids and the wraps around the jar to give gifts of hot cocoa, cookie mixes, soup mixes, etc.
- personalized the wraps on pages 15, 17, 19 and 21 with your own text
- use the wraps around mini bread loaves as gifts for neighbors, friends, teachers or school/church volunteers
- place a homemade cookie in a CD sleeve and use a wrap or round tag on the front
- punch a hole in the round tags and attach to gift bags
- print the round labels on label/sticker paper and just stick them onto gifts and packages
- the text on the last two pages say 'Happy Holidays' so you can use them for Christmas



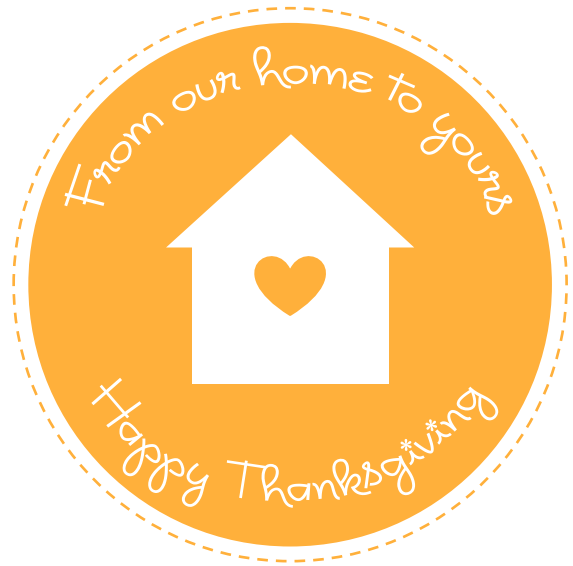


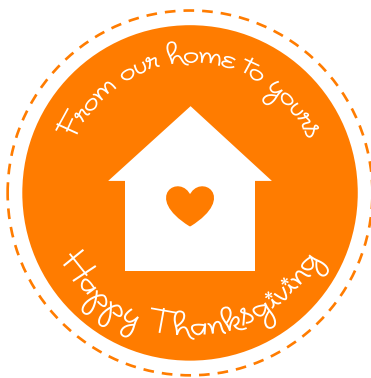
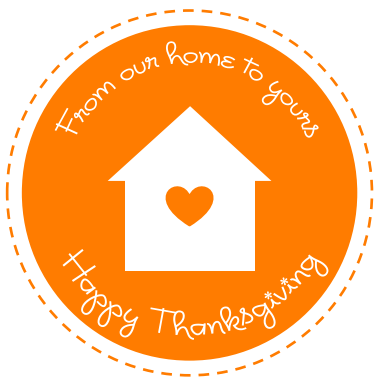




































From our home to yours.



From our home to yours.



From our home to yours.



From our home to yours.







